




MICRON INTELLIGENT OUTSIDE CALIPER MICROTECH



ISO/IES 17025:2006 (cert. № 4K051)



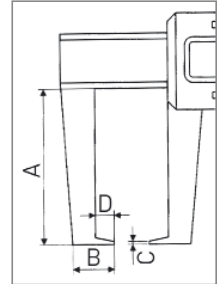
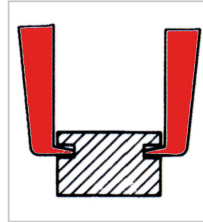
Quality management system
ISO 9001:2015 (cert. № U228396)





1.MODIFICATIONS

Item No	Range	Resolution	Accuracy	Sizes*				Data output	
				A	B	C	D	USB	Wireless
141430157	0-150	0,001	±0,020	25	9	1	5	+	max 50 m
141430207	0-200	0,001	±0,025	25	9	1.5	8	+	max 50 m
141430307	0-300	0,001	±0,025	43	16	1.5	8	+	max 50 m



2.BUTTON FUNCTIONS



RESET button

SWITCH ON button.

- Push 5 sec for switch on micrometer
- Push 1 sec to come to sleeping mode (or 30 sec non use)
- Push 1 sec to come from sleeping mode (or rotate spindle)
- Push 5 sec for switch off micrometer (or 15 min non use)

3.WIRELESS CONNECTION

3.1 All MICROTECH Intelligent instruments has internal memory. You can collect data to memory and when it will be necessary transfer all data to the peripheral device with no data losing.

So distance of data transfer can be unlimited!!!

Also it's possible transfer data, like in Wireless instruments up to 10 m.

3.2 MICROTECH Wireless instruments has 2 modes of data transfer:

STANDART MODE (non stop data transfer 4data/sec)

ECONOMY MODE (GATT) (data transfer only by Wireless button push).

3.3 Available FREE and PRO version MICROTECH SPC Software for Windows, Android, iOS systems.



4. OPERATION INSTRUCTIONS

- 4.1 Clean the oil from the measuring surfaces of caliper by cloth.
- 4.2 For recharging caliper (Li-Pol rechargeable battery) connect it with standard USB cable to charger device
- 4.3 Turn on caliper by pressing ON button (5 sec).
- 4.4 For zero setting, press the **ZERO** button on Touchscreen.
- 4.5 Save measuring data to internal caliper memory with touch data on screen. You can view saved data throw menu or send throw USB or Wireless connection to Windows PC, Android or iOS devices.

5. FUNCTIONS

<h3>COLOR TOUCHSCREEN</h3>  <p>ZERO SETTING</p> <p>mm mm/inch</p> <p>BATTERY LEVEL</p>	<h3>SETTING MENU</h3>  <p>SELECTING SETTINGS</p> <ul style="list-style-type: none"> - DEVICE SETTING - EXTRA (math. correction) - SYSTEM - ABOUT 	<h3>HIGHEST RESOLUTION</h3>  <p>RESOLUTION UP TO 0,1 micron</p>
<h3>INTERNAL MEMORY</h3>  <ul style="list-style-type: none"> - SAVING VALUES - TRANSFER VALUES FROM MEMORY WIRELESS TO PC OR TABLET 	<h3>RECHARGEABLE BATTERY</h3>  <p>SWITCH ON CHARGING DEVICE FOR INTERNAL LI-POL BATTERY CHARGING RECOMMENDED TO STARTING CHARGING WHEN DEVICE SWITCH OFF</p>	<h3>BLUETOOTH DATA TRANSFER</h3>  <ul style="list-style-type: none"> - SWITCH ON/OFF BLUETOOTH DATA TRANSFER - SELECTING BLUETOOTH TRANSFER MODE - SELECT TRANSFER ON TIMER
<h3>GO/NOGO FUNCTIONS</h3>  <p>SETTING TOLERANCES and WARNING LIMITS</p> <p>Green - Go</p> <p>Red - NoGo</p>	<h3>MIN/MAX FUNCTIONS</h3>  <p>INDICATING MIN or MAX value</p>	<h3>DISPLAY ORIENTATION</h3>  <p>SELECTING DISPLAY ORIENTATION ANGLE</p>
<h3>TIMER MODE</h3>  <p>ACTIVATING SAVING VALUE TO MEMORY ON TIMER</p>	<h3>FORMULA MODE</h3>  <p>SETTING ARGUMENTS</p> <p>EXAMPLES:</p> <ul style="list-style-type: none"> - for value magnification $x2$ - $B=2$ - set base of value 100mm - $C=100$ - square value - $A=1$ 	<h3>ENERGY MODE</h3>  <p>AUTOSWITCH ON/OFF</p>
<h3>ERROR COMPENSATION</h3>  <p>INCREASING DEVICE ACCURACY</p> <ul style="list-style-type: none"> - compensate current value to correct value (use gauge block) - more points improve accuracy - error compensation also will be between corrected values 	<h3>TEMPERATURE COMPENSATION</h3>  <p>- Compensation for temperature expansion materials:</p> <p>Glass, Steel, Aluminium, Cooper</p> <ul style="list-style-type: none"> - Manual or Automatic mode - Built in temperature sensor 	<h3>USB DATA TRANSFER</h3>  <p>USB DATA TRANSFER MODE</p> <ul style="list-style-type: none"> - UART - transfer to MDS Software - Keyboard mode - transfer to any Windows software





4. INSTRUMENT FIGURE



WIRELESS & USB DATA OUTPUT



SPC- Software
MicrotechDataPro



ANDROID



iOS



Saving data to xlsx. csv formats



Export data to Cloud

SPC- Software
MicrotechDataPro



Windows



Saving data to xlsx. csv formats



Transfer data to CAD, SPC or other Windows Software



Transfer data to Excel or any other table editors



Export data to Cloud

Change without prior notice

Edition: M1029_0818

