

LONG JAW COMPUTERIZED CALIPER USER MANUAL





Item No	Range	Resolution	Jaws	Accuracy	Measuring force	Functions	Indication	Data output	Calibration	
	mm	mm	mm	mm	N			USB Wireless	ISO17025	
141005216	0-500	0,01	100	$\pm 0,030$	15N	Error & Temp comp. Preset. Memory Max/Min Limits	Color Touchscreen 1.5"	+	max 50 m	+
141005217		0,001		$\pm 0,020$	15N			+	max 50 m	+
141005226		0,01		$\pm 0,030$	15N			+	max 50 m	+
141005227		0,001	$\pm 0,025$	15N	+			max 50 m	+	
141005256		0,01	300	$\pm 0,030$	25N			+	max 50 m	+
141005257		0,001		$\pm 0,030$	25N			+	max 50 m	+
141006216	0-630	0,01	100	$\pm 0,030$	15N			+	max 50 m	+
141006217		0,001		$\pm 0,020$	15N			+	max 50 m	+
141006256		0,01	300	$\pm 0,030$	25N			+	max 50 m	+
141006257		0,001		$\pm 0,030$	25N			+	max 50 m	+
141010216	0-1000	0,01	150	$\pm 0,050$	15N			+	max 50 m	+
141010217		0,001		$\pm 0,040$	15N			+	max 50 m	+
141010256		0,01	300	$\pm 0,050$	25N			+	max 50 m	+
141010257		0,001		$\pm 0,040$	25N			+	max 50 m	+
141015216	0-1500	0,01	150	$\pm 0,060$	15N			+	max 50 m	+
141015217		0,001		$\pm 0,050$	15N			+	max 50 m	+
141015256		0,01	300	$\pm 0,060$	25N			+	max 50 m	+
141015257		0,001		$\pm 0,050$	25N			+	max 50 m	+
141020216	0-2000	0,01	150	$\pm 0,060$	15N	+	max 50 m	+		
141020217		0,001		$\pm 0,050$	15N	+	max 50 m	+		
141020256		0,01	300	$\pm 0,060$	25N	+	max 50 m	+		
141020257		0,001		$\pm 0,050$	25N	+	max 50 m	+		

Clean the oil from the measuring surfaces of caliper by cloth.

For recharging caliper (Li-Pol rechargeable battery) connect it with standard USB cable to charger device.

DO NOT LEAVE UNCHARGED CALIPER FOR A LONG TIME.

THIS MAY RESULT TO INTERNAL BATTERY FAILURE!

Turn on caliper by pressing ON button (1 sec).

For zero setting use Force control module- line inside lens must be came off with outside line. Press the **ZERO** button (2 sec) on Touchscreen for ZERO position setting.

During a measuring use Force control module to measure with optimal Force (8N for this type of caliper).

For save measuring data to internal caliper's memory with touch data on screen. You can view saved data throw menu or send throw USB or Wireless connection to Windows PC, Android or iOS devices.

All functions of caliper you can see on p.5 of instruction or in demo video on www.microtech.ua

MAIN INFO



MICROTECH

Parameters	
LED display	1,5 inch
Power supply	Rechargeable Li-Pol battery
Lifetime	>80h (Medium brightness)
Charging port	micro-USB
Measuring force	15-25N
Wireless data transfer	15m/ 50m with external antenna (from set)

SWITCH ON DEVICE - button push (1 sec)

SWITCH OFF DEVICE - auto switch off (configuring throw DISPLAY SETTING menu)
- button push (3 sec)

ZERO SETTING - 0 button in Touchscreen display (2 sec)



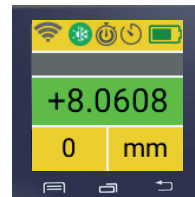
CHARGING

For charging connect USB cable



BUILT-IN BATTERY - rechargeable Li-Pol battery

Charging process indicating
on Battery status
(switch on device)



VIDEO INSTRUCTION





MENU NAVIGATION

functions status

Battery status

color indication Go/NoGo

mm/inch conversion

ZERO setting

MAIN MENU

Folders	001
001	+0.0020
002	+1.5509
+ New Folder	+11.0781

MEMORY MANAGER
max 100000 values
folders system
transferring data from memory to PC

< +00.0001
> +00.0001
MIN

LIMITS
color Go/NoGo
Max/Min
Enable
MAX

MAX/MIN
indicating max or min value

A +00.0000
B +00.0000
C +00.0000
RESET

FORMULA MODE
 Ax^2+Bx+C

Timer
+000 sec.
RESET

TIMER MODE
saving or transfer data on timer

01.0000
OK
RESET

ERROR COMPENSATION
mathematical correction
Temp. comp.
None Mode
+25.00 C

TEMPERATURE COMPENSATION
manual correction 4 materials

Resolution
X.0000

RESOLUTION
selected up to 0.0001mm

Extra
Axis Mode
Normal

AXIS MODE
normal or inverted

Wireless Trans
Normal
1 min

WIRELESS
modes of data transmission
Mode OFF
UART OFF
Keypad ON
CONFG

USB
USB connection configuration

Device
Auto start ON
PIN RESET

DEVICE SETTING
autostart, reset, password

Angle
Sleep
Light High

SCREEN SETTING
screen rotation, brightness

Mode
Folder
+000
RESET

MEMORY SETTING
folder configuration
Link to software

SOFTWARE
link to download app

Calibration Date
DAY MONTH YEAR
01 01 2020
CHANGE

CALIBRATION STATUS
calibration date control

app@microtech.ua
F411RE
FW: 1.1.1
MAC: 00000
ID: 00000000

DEVICE INFO
service info about device



USB CONNECTION

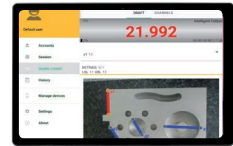



USB-DONGLE



UP TO 50M

WIRELESS CONNECTION



Windows



iOS



ANDROID




SAVING DATA TO XLS. CSV FORMATS



SAVING DATA TO XLS. CSV FORMATS



SAVING DATA TO XLS. CSV FORMATS



TRANSFER DATA TO CAD, SPC OR OTHER SOFTWARE



SAVING GRAPH



SAVING GRAPH



TRANSFER DATA TO EXCEL OR OTHER TABLE EDITORS



VOICE MODE



VOICE MODE

DATA TRANSFER DISTANCE FOR INTELLIGENT INSTRUMENTS

- All MICROTECH Intelligent instruments has internal memory. You can collect data to memory and when it will be necessary transfer all data to the peripheral device with no data losing.
- It's possible transfer data, like in Wireless instruments up to 15 m or up 50 m with external antenna
- USB port can be used to transfer data directly to Windows PC



QUALITY CONTROL RESULTS



LIMITS GO/NOGO

MENU SETTING

< +00.0001

> +00.0001

MIN

MAIN SCREEN

+8.0608

0 mm

NoGo Go NoGo

MAX - NoGo over MAX value
 MIN - NoGo over MIN value
 RANGE - selecting GO range
 NONE - No active mode

MAX/MIN

Max/Min

Enable

MAX

Status indication on main screen

+8.0608

0 mm

ENABLE/DISABLE mode indicating MAX dvalue indicating MIN value



FORMULA

A +00.0000

B +00.0000

C +00.0000

RESET

EXAMPLES:

- for value x2 - B=2
- set PRESET 100mm C=100
- square value A=1

Avialable Formulas:
 - Ax^2+Bx+C
 -Radius (for indicators)
 -Sphere (for indicators)

TIMER

Timer

+000 sec.

RESET

Timer indication on main screen

+8.0608

0 mm

Saving or transfer data by Timer
 Select timer period
 For disactive - reset to zero

MATH. ERROR COMPENSATION

0.010000

0.010000

OK

RESET

Red value
- actual value on instrument

Green value
- compensated value

Use up&down button to update actual value (green) to correct value.
 For compensation correction - push OK.
 After points correction computerized instrument will recalculate values according corrected points

TEMPERATURE COMPENSATION

Temp. comp.


Glass, Quartz
Solid alloys, Mo

+25.00

+8.0608

0 mm

Re-calculation value to calibration conditions 20C
 7 types of materilas for selection
 Manual temperature setting



RESOLUTION

Resolution

X.0000

+8.0608

Selecting instrument resolution

EXTRA (Axis mode)

Extra

Axis Mode Normal

+/- value indication

+8.0608

0 mm

Selecting normal or inverted axis mode

FUNCTIONS



MICROTECH

WIRELESS CONNECTION

Wireless Trans

Normal

1 min

WIRELESS status

+8.0608

0 mm

USB CONNECTION

Mode OFF

UART OFF

Keypad ON

CONFIG

Windows



PIN

Device

Auto start ON

PIN RESET

DISPLAY SETTING

Angle 0

Sleep off

Rotation 0, 90, 180, 270

Sleep mode

Brightness level

+8.0608

0 mm

8090'8+

MEMORY MANAGER SETTINGS

Mode	001
Folder	+0.0020
+000	+1.5509
RESET	+11.0781

- Standard / Folder mode

In Folder mode possible to set qty values in each folder.


LINK TO SOFTWARE

Link to software

Free Software for Windows, Android, iOS

Link to page with MDS Software download

- for Android, iOS, Windows
- Free and Pro versions



CALIBRATION DATE

Calibration Date

DAY	MONTH	YEAR
01	01	2020

CHANGE

Saving or transfer data by Timer

Select timer period

For disactive - reset to zero

DEVICE INFO

app@microtech.ua

F411RE

FW: 1.1.1

MAC: 00000

ID: 00000000

Information about firmware version and MAC adress for easy connection



MICROTECH



MICROTECH

innovative measuring instruments

61001, Kharkiv, Ukraine, str. Rustaveli, 39

tel.: +38 (057) 739-03-50

www.microtech.ua

tool@microtech.ua

Change without prior notice

Edition: M1030_0520